

Autobiography Choice Board



An autobiography is the story of a person's life told by that person.

<p>Write a biopoem about the subject of your autobiography. Use the pattern provided, and be sure to cite evidence to support your ideas.</p>	<p>Create a quiz for this book using Bloom's Taxonomy. Write thoughtful questions and answers using the stems that are provided.</p>	<p>Create a character bag filled with items which symbolize the book's subject. Fill a bag with 10 items which represent your character's beliefs, activities, major events, or even a character's likes and dislikes. You will explain what each item represents.</p>
<p>Design a monument or memorial to honor the subject of the book. Illustrate your design, explain how each part of the memorial represents the subject of your book, and write information for the plaque of your monument/memorial.</p>	<p>Create a mini-book which features information about the subject of your book and includes 8 (labeled) text features to help your reader understand your text.</p>	<p>Write a letter to the subject of your autobiography. Share with them: your favorite parts of their story, questions you have for them, your feelings about some of the situations in their life, and your opinion about some of the choices they made.</p>
<p>Rewrite one page from the autobiography in third person point of view. Remember that first person point of view includes pronouns such as we, I, me, us, my, and more. Replace these with other pronouns so that the page becomes a biography written in third person point of view.</p>	<p>Design a new cover for the autobiography. Illustrate and color this new front cover, then create a back cover with a brief synopsis of the book.</p>	<p>Be the author of a review for this book. Reviews give a brief summary of a book and share an opinion about the author and the author's writing. Use the template provided to write a review...which you may even be able to publish on a website!</p>

Biopoem Template

Evidence page #s

(first name)_

(four words that describe your character)

Relative of (list three close family members)

Resident of (place where they live)

Who enjoys (three things they enjoy)

Who fears (three things they fear)

Who loves (three things they love)

Who wishes (three things)

Who admires (three people)

Who needs (three things they need)

Who aspires to (at least two aspirations)

(last name)



Bloom's Taxonomy Question Stems

Use the following question stems to create a quiz about the autobiography you read. Write two questions for each category, AND write a thoughtful answer to each question in complete sentences.

Remembering

What happened after...?

Can you name...?

Describe what happened after...

Which is true or false...?

Describe the setting.

Understanding

Can you explain why...?

Can you write in your own words...?

How would you explain...?

What do you think could have happened next...?

Who do you think...?

Retell the story.

How did the character feel about...?

Applying

Think of a situation that occurred to a person in the selection and tell what you would have done.

What would result if...?

Using what you know, how would you solve...?

Write/tell what you have learned and how you can use this information in your life.

Analyzing

If _____ happened, what might the ending have been?

How is _____ similar to _____?

What do you see as other possible outcomes?

What was the turning point?

What is the theme of ...?

What was the funniest part?

What was the most exciting part?

What was the saddest part?

Distinguish between two facts and opinions.

Evaluating

Do you believe...? How would you feel if ...?

What influence will _____ have on our lives?

What are the pros and cons of ...?

Compare two characters in the selection. Which was a better person and why?

Which character would you most like to spend the day with and why?

Do you agree with the actions of ...?

What choice would you have made about...?

Creating

If you had been _____, what would you have done differently?

How many ways can you think of to...?

Predict what would be true if_____.

Hypothesize what would happen if ...

What changes would you make to ...?

How would you rewrite the selection from _____'s point of view?



Create a character bag filled with items which symbolize the book's subject. Fill a bag with 10 items which represent your character's beliefs, activities, major events, or even a character's likes and dislikes. You will explain what each item represents.

Example: For the book "Shiloh" I might include a Band-Aid to represent the fact that Shiloh was injured badly during the book.

Item included:

Why?

1. _____
2. _____
3. _____
4. _____
5. _____
6. _____
7. _____
8. _____
9. _____
10. _____



Design a monument or memorial to honor the subject of the autobiography. Illustrate your design, explain how each part of the memorial represents the subject of your book, and write information for the plaque of your monument/memorial. If you'd like, you may use arrows to identify certain parts of your memorial and write what they represent.

The form consists of a large, empty rectangular box with a black border, intended for drawing a monument or memorial. At the bottom center of this box is a smaller, rounded rectangular box with a light beige background and a black border. This smaller box contains seven horizontal black lines, serving as a template for writing information about the memorial.

Create a mini-book which features information about the subject of your autobiography and includes 8 (labeled) text features to help your reader understand your text.

1. Use white paper to make a book that is NO LONGER than 8 small pages.
2. Your book must include a cover with YOU listed as the author.
3. Choose at least 8 of the following text features to include in your book: (label them)
 - a. Table of Contents
 - b. Glossary
 - c. Index
 - d. Captions
 - e. Photographs
 - f. Illustrations
 - g. Photographs
 - h. Timelines
 - i. Table
 - j. Chart/Diagram
4. Each page should contain factual information about the subject of your biography. Use the text features to share these facts!
5. All illustrations must be colored.

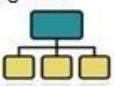
Text Features


BOLD PRINT

Colored Text

Italics


BIG TEXT
small text

Diagrams



Timelines


Highlighted Text


Pictures/Captions




Buses like this one take children to school.



Picking flowers to give to a sick friend is one way to help.



After picking apples, you can make apple pie.



Frogs live in wet habitats like this one.

- Bullets
- Bullets
- Bullets
- Bullets
- Bullets
- Bullets

Table of Contents

Frogs' Diet	3
Frogs' Habitat	5
Frogs' Physical Traits	7
Other Information	9

Index

amphibian	2 2 5
die	2 2 7
frog	7 8 9 10
habitat	5 9
road	5 8


Glossary

amphibian – (n) an organism that can live on land and in water

frog – (n) an amphibian with smooth skin that lives in water more

toad – (n) an amphibian with bumpy skin that lives on land more


Maps



Tables/Charts

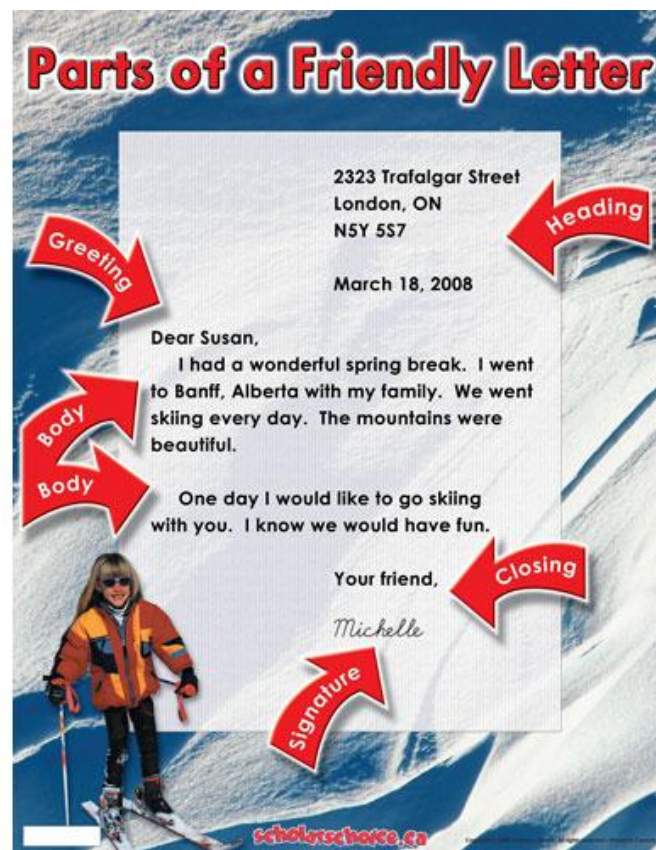
	Frogs	Toads
Diet		
Habitat		
Physical Traits		

Graphs



Write a letter to the subject of your autobiography. Share with them: your favorite parts of their story, questions you have for them, your thoughts and feelings about some of the situations in their life, and your opinion about some of the choices they made.

- Follow the format of a friendly letter.
- Your letter must be at least 200 words long.
- A few sentence starters...
 - I enjoyed reading about....
 - I was surprised when you...
 - How did it make you feel when....
 - If I were you, I might have....
 - I think that you are...
 - I think that you should have...
 - I disagree with your decision to...



Design a new cover for the autobiography. Illustrate and color this new front cover, then create a back cover with a brief synopsis of the book.

- Use one side of a white sheet of paper for the front cover and the back side for the back cover.
- Attach answers to these questions to your new cover:
 - Describe the new cover of your book.
 - Why did you choose to design your book this way?
 - Do you think that this new cover would make new readers want to read the book? Why or why not?
 - Do you think that how a book LOOKS is important? Why or why not?



Suggestion: Be sure that the synopsis (short summary) on the back of your book contains a hook that encourages people to read the book and that it leaves some mystery so that readers want to find out what happens inside!

Be the author of a review for this book. Reviews give a brief summary of a book and share an opinion about the author and the author's writing. Use the template provided to write a review...which you may even be able to publish on a website!



Write a sentence or two to introduce the book:

Tell about the book in a few sentences, but don't give away the ending!

Tell about your favorite part or make a connection between the book and your own life.

Give a recommendation (e.g., If you like..., you will love this book, **or** I Recommend this book to anyone who likes...)

Write an ending sentence for your review.
